
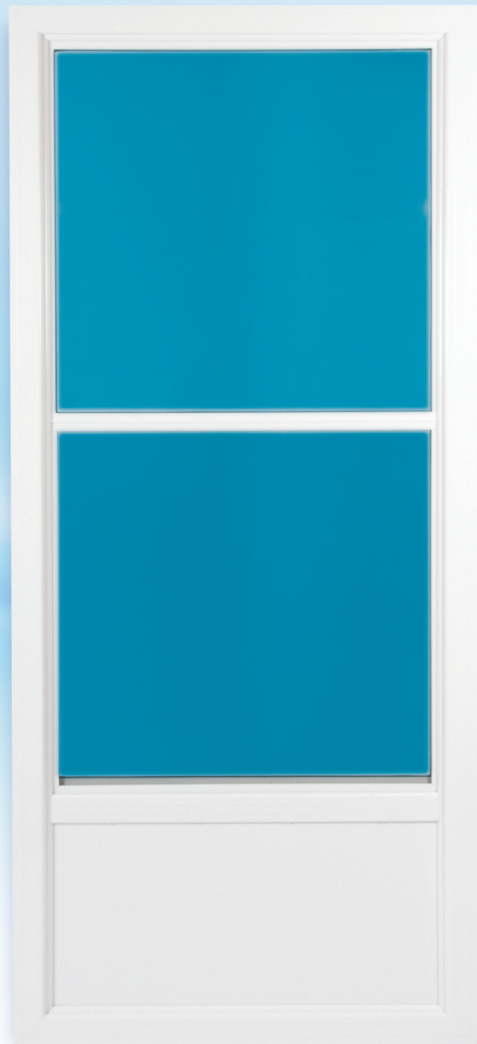


Storm Doors, Storm Windows & Porch Enclosures



MONARCH SERIES STORM DOORS PREMIUM 2¹/₄"



900 One Lite



910 One Lite
Floral Glass



920 One Lite
Classic V-Groove



930 One Lite
Border V-Groove



940 Self Storing
945 Self Storing
Hidden Vent



950 Hi-View
955 Hi-View
Hidden Vent



990 Extended View
995 Extended View
Hidden Vent

Black

White

Chestnut
Brown

Pebble

Note: Although every effort has been made,
some colours may not be exactly as shown due
to the printing process.


BRADFORD SERIES STORM DOORS 2"



803 One Lite



One Lite
Floral Glass



One Lite
V-Groove A



One Lite
V-Groove B



One Lite
V-Groove C



804 Full View



Full View
V-Groove A



Full View
V-Groove B



Full View
V-Groove C



801 Self Storing
835 Self Storing
Hidden Vent



802 Hi-View
845 Hi-View
Hidden Vent



870 Extended View
880 Extended View



805 Tri-Lite
855 Tri-Lite
Hidden Vent



806 Tri-Lite Floral Glass
865 Tri-Lite Floral Glass
Hidden Vent



875 Side-Lite
Complete with
3/4" flange.
Shown with
optional kickplate

White

Chestnut
Brown

Ivory

Pebble

Brownstone

Black

Commercial
Brown

Note: Although every effort has been made,
some colours may not be exactly as shown due
to the printing process.

MONARCH AND BRADFORD SERIES STORM DOORS

The Monarch and Bradford series of storm doors are designed and manufactured to suit our Canadian climate. From the basic Bradford model, to the more elegant Monarch model, each door is custom made, virtually maintenance free and built to last. Each door is fabricated using a heavy duty frame providing superior weather protection, energy savings and ventilation. The strong design also provides added security for peace of mind, all the while accentuating the appearance of your home.

STANDARD FEATURES INCLUDE:

- 2" overlap frame (Bradford) and 2 1/4" overlap frame (Monarch)
- 1/2" increments width + height
- 3 mm tempered glass
- Superior weatherstripping system
- Reinforced corners
- Durable aluminum screen
- Four heavy duty hinges
- Colour matched hardware
- Insulated kickplate (standard on Monarch doors only)

Interchangeable screen included with One Lite & Full View doors

HIDDEN VENT OPTION



The hidden vent retractable screen option allows for a clear view when the operating sash is closed and ventilation when open. The screen is enclosed in a factory installed cartridge on the uppermost portion of the glass area.

CUSTOM SANDBLAST DESIGNS



A. LOTUS

B. ROSE

C. LILLY

HANDLES

STANDARD HANDLE



Standard
Dura Pull

OPTIONAL HANDLES

110 DX
Brass
Handle



108 DX
Satin Silver
Handle



117 AJ
Lever
Antique
Brass



118 AJ
Lever
Satin Silver



*147 Matte
Black
Lever



*148 Solid
Brass
Lever



*149 Satin
Chrome
Lever



ALSO AVAILABLE

- Insulated kickplate
- French door conversion kits *
- Inswing doors *

125
Exit Bar
(silver only)



122
Deadbolt



123
Keyed
Deadbolt



*Bradford Doors Only

MONARCH AND BRADFORD SERIES STORM DOORS

STORM DOOR STANDARD SIZE CHART

	Monarch Series Model	Bradford Series Model	Standard Sizes
SS Doors	940, 945	801, 835	In width 30" to 36" in 1/2" increment. In height 68" to 84" in 1/2" increment.
1L Doors	900, 910, 920, 930	803	In width 30" to 36" in 1/2" increment. In height 78" to 84" in 1/2" increment.
Full View Doors	N/A	804	
Hi View Doors	950, 955	802, 845	
EV Doors (Extended View)	990, 995	870, 880	
3L SS Doors	960, 965 970, 975	805, 855 806, 865	

EXAMPLES OF SIZES TO ORDER

Size	Width	Height
30" x 78"	29 3/4" to 30 1/4"	77 3/4" to 78 1/2"
32" x 80"	31 3/4" to 32 1/4"	79 3/4" to 80 1/2"
33" x 81"	32 3/4" to 33 1/4"	80 3/4" to 81 1/2"
34" x 82"	33 3/4" to 34 1/4"	81 3/4" to 82 1/2"
36" x 84"	35 3/4" to 36 1/4"	83 3/4" to 84 1/2"

MEASURING INSTRUCTIONS

How to measure your door:

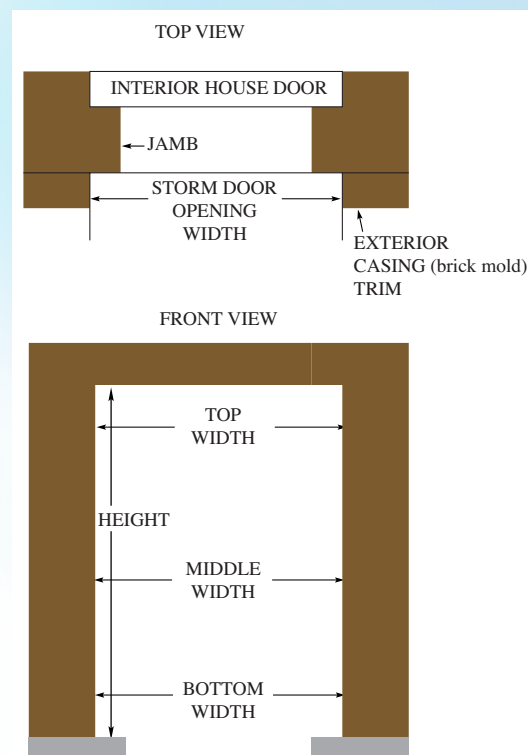
1. Stand and face door opening and determine the hinge side (left or right).
2. Measure the opening between the casing (brick mould) at top, middle and the bottom to determine the width.
3. Measure the opening between the casing (brick mould) and the sill on both left and right side to determine the height.

Always

- take the smallest measurement
- check the handle height, Monarch doors are predrilled at 40" from the bottom
- check brick moulds face and depth (1-1/4" wide x 1-1/8" deep required)

Never Measure

- old door
- interior door
- in between existing z-bar



Gentek Storm Windows - 400 Series & Deluxe Storm Window 300 Series

Gentek aluminum storm windows are a simple, practical and economical way to increase the efficiency of existing windows. Storm windows can be installed on your house, cottage, historical buildings and they can even be used for three season sun-rooms or porch enclosures.

How do storm windows help?

When storm windows are installed on the exterior or interior of existing windows there is an air space created between the two windows reducing air movement. This air space creates a thermal barrier increasing the efficiency of the window which saves you money by reducing heating and air conditioning costs.

Advantages

- Affordability
- Reduces drafts
- Cuts energy costs
- Reduces noise
- Virtually maintenance free
- Protects existing wood windows

Gentek Storm Windows - 400 Series

Standard Features

- Custom made
- Face mount standard 3/4" blind stop flange or optional 1-1/2" overlap flange
- Inserts removable from inside or outside
- Polypile weatherstripping on inserts
- Variable latching positions
- Durable black aluminum screen
- Available in White, Chestnut Brown, Ivory, Brownstone, Pebble, Black, Commercial Brown and Mill Finish

Options

- Obscure glass
- Tempered glass
- Lexan glass
- Sill expander
- Round top windows
- Shaped windows

Deluxe Storm Window - 300 Series

Standard Features

- Custom made
- Inside mount 1-1/8" frame depth
- Inserts removable from inside
- Polypile weatherstripping on inserts
- Variable latching positions
- Durable black aluminum screen
- Available in White, Chestnut Brown, Ivory, Brownstone, Pebble, Black, Commercial Brown and Clear Anodized

Options

- Obscure glass
- Tempered glass
- Lexan glass
- Shaped windows



Measurements should be from tip to tip including flange.

Colours may not be exactly as shown.

White	Chestnut	Ivory	Pebble	Brownstone	Black	Commercial Brown
-------	----------	-------	--------	------------	-------	------------------

Gentek Porch Enclosures



Gentek porch enclosures are manufactured from custom made enclosure panels which are specifically designed to fit into existing openings. Each panel is made from 1-3/4" aluminum enclosure rails and is assembled on site with slip channels for even and uneven openings. Storm doors are then installed to complete the enclosure, providing you with year-round beauty, versatility and comfort.

Advantages

- Protection from the elements
- A winter and summer buffer zone
- Ventilation
- Added security
- Extra space
- Virtually maintenance free

Standard Features

- Fixed or operating panels
- 3MM glass
- Custom closer and handle brackets
- Custom slip channels for easy installation
- Available in White, Chestnut Brown, Ivory, Pebble, Brownstone and Black

Options

- Hidden vent retractable screens
- Round top panel
- Shaped panels
- Tempered glass
- Obscure glass
- House numbers



Colours may not be exactly as shown.

White

Chestnut
Brown

Ivory

Pebble

Brownstone

Black

Commercial
Brown

WARRANTY

Since 1969 York Aluminum Storms Ltd. has been designing and manufacturing aluminum storm doors, storm windows and porch enclosures.

- We proudly warrant all our products and components as follows:
- Manufacturing processes for a period of five years.
- All hardware which includes handles, closers, key locks and sash locks for a period of one year.
- All paint processes which includes both extrusions and kickplate for a period of one year.
- Hidden vent motors which includes the spring and the end caps for a period of one year.
- All rubber gaskets which includes glazing, screen and sweep splines for a period of one year.
- Warranty does not apply to the sweep spline if it rips due to ice build up.

This warranty does not apply to glass and/or screen breakage nor does it cover any damage caused by misuse or faulty installation of the door or any of its components.

These products are three season, single glazed units and under certain circumstances some air and or water infiltration may occur.

Any flaws in our products that are noticed at time of pickup/delivery such as flaws in glass or finish are to be reported within forty-eight hours.

Products found to be defective will be repaired or replaced F.O.B. our plant.

Any replacement parts will be invoiced and will then be credited when defective parts are returned.



GENTEK®

GENTEK BUILDING PRODUCTS

www.gentek.ca

300-4800E-20

*Manufactured by
York Aluminum